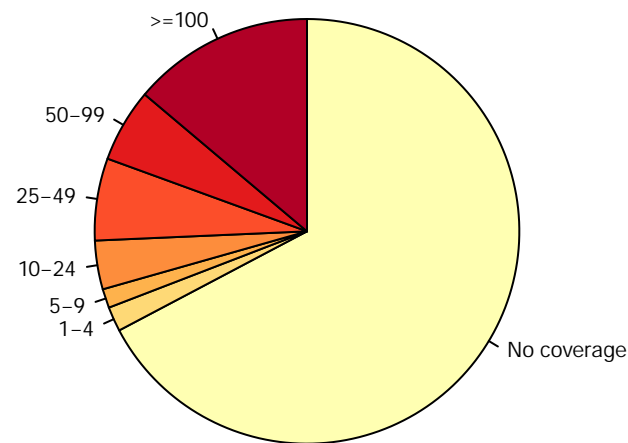


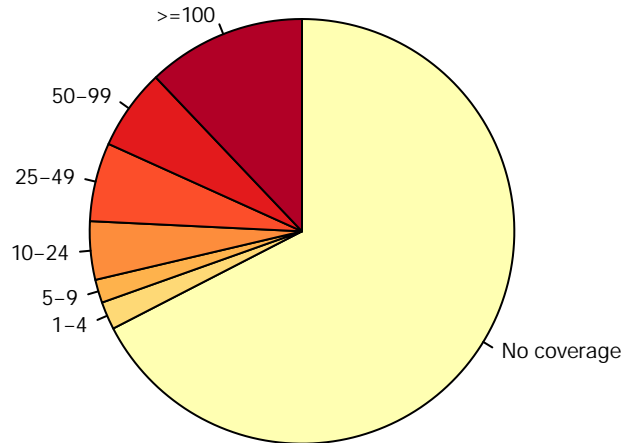
BonaFide_CGL_Shore (#regions: 54914) - Measurement Coverage
#measurements, region: 2884157, total: 56942237



Mouse_blood_erythroblast_S0_rep1.RRBS

BonaFide_CGL_Shore (#regions: 54914) - Measurement Coverage
#measurements, region: 2717416, total: 51472827

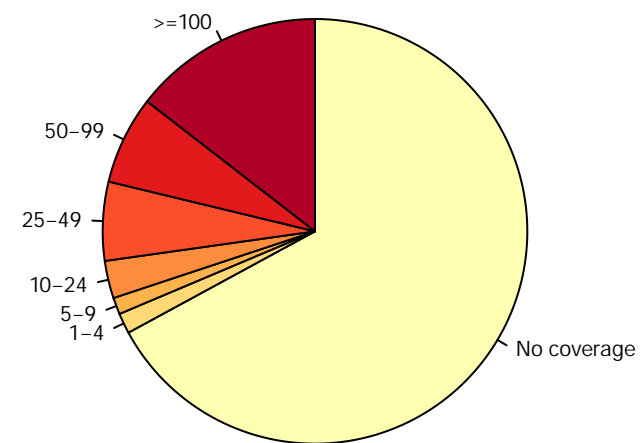
BonaFide_CGL_Shore (#regions: 54914) - Measurement Coverage
#measurements, region: 2428621, total: 46408285



Mouse_blood_erythroblast_S0_rep2.RRBS

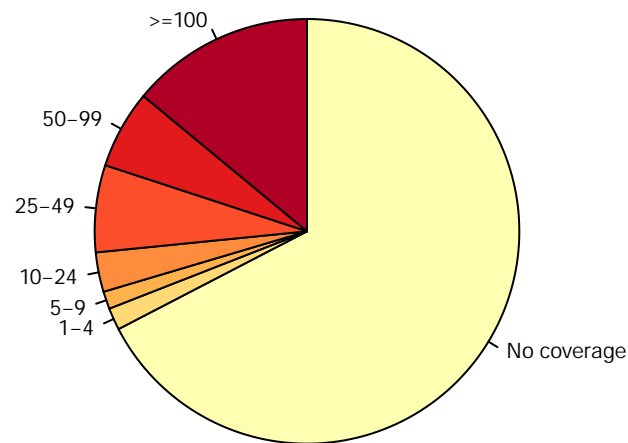
BonaFide_CGL_Shore (#regions: 54914) - Measurement Coverage
#measurements, region: 2384175, total: 43809780

BonaFide_CGL_Shore (#regions: 54914) - Measurement Coverage
#measurements, region: 2893600, total: 54588787



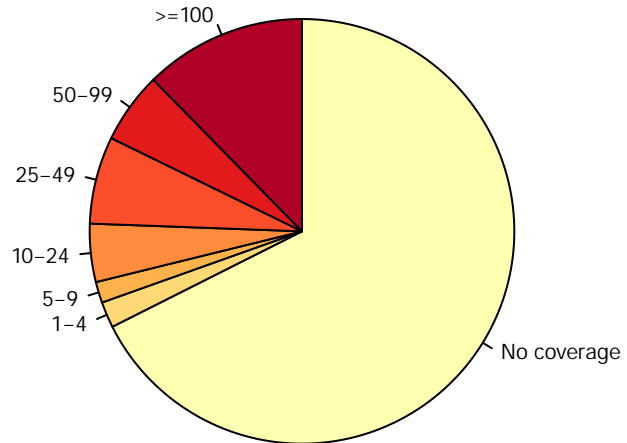
Mouse_blood_erythroblast_S1_rep1.RRBS

BonaFide_CGL_Shore (#regions: 54914) - Measurement Coverage
#measurements, region: 3497223, total: 64958483



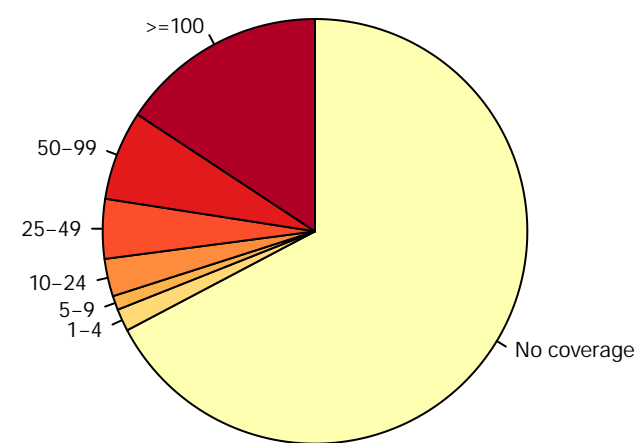
Mouse_blood_erythroblast_S1_rep2.RRBS

BonaFide_CGL_Shore (#regions: 54914) - Measurement Coverage
#measurements, region: 2938314, total: 52659094



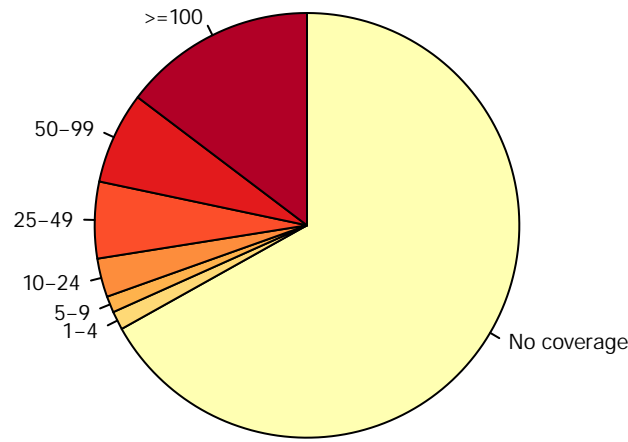
Mouse_blood_erythroblast_S3_rep1.RRBS

BonaFide_CGL_Shore (#regions: 54914) - Measurement Coverage
#measurements, region: 3823736, total: 69154331



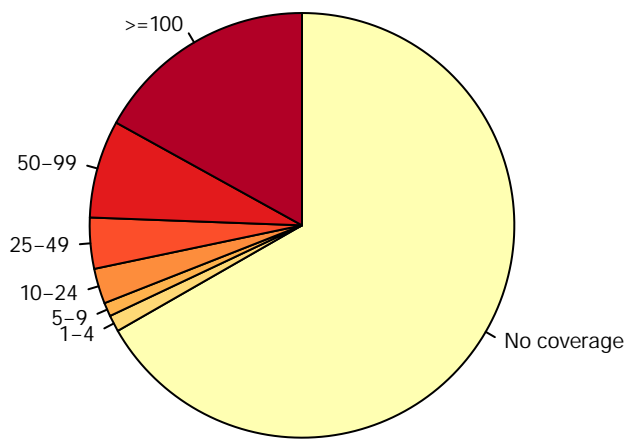
Mouse_blood_erythroblast_S3_rep2.RRBS

BonaFide_CGL_Shore (#regions: 54914) - Measurement Coverage
#measurements, region: 3250273, total: 61776385



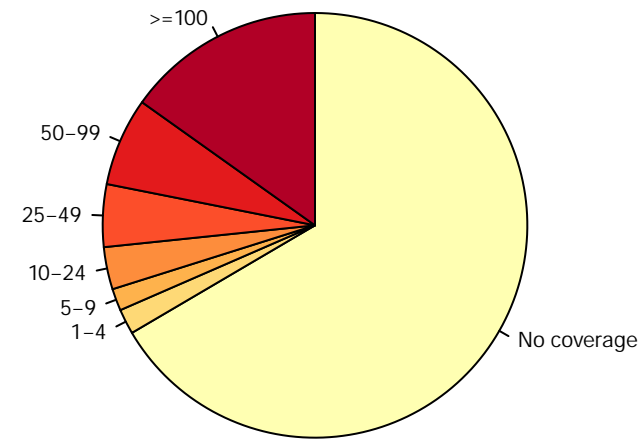
Mouse_blood_erythroblast_S45_rep1.RRBS

BonaFide_CGL_Shore (#regions: 54914) - Measurement Coverage
#measurements, region: 3618307, total: 67935007



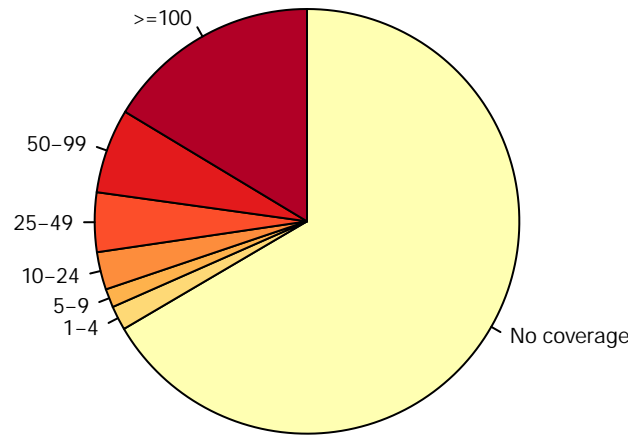
Mouse_blood_erythroblast_S45_rep2.RRBS

BonaFide_CGL_Shore (#regions: 54914) - Measurement Coverage
#measurements, region: 2851207, total: 50959950

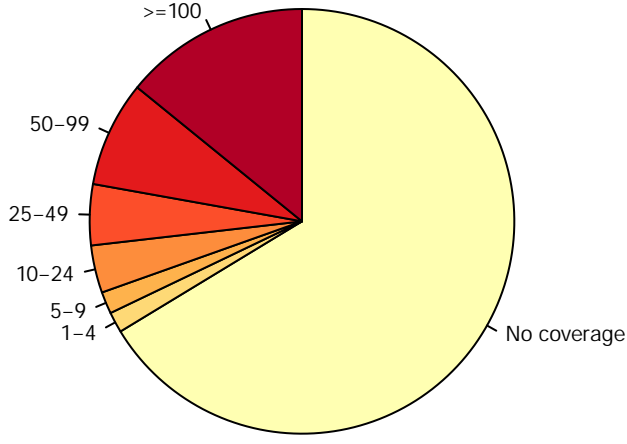


Mouse_blood_erythroblast_S1_aphi_rep1.RRBS

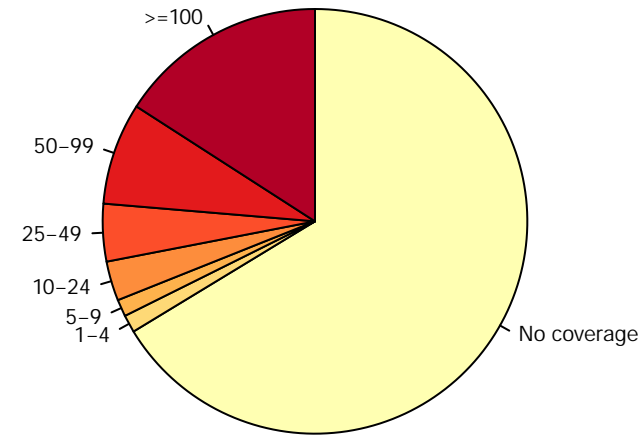
BonaFide_CGL_Shore (#regions: 54914) - Measurement Coverage
#measurements, region: 3282101, total: 58365752



Mouse_blood_erythroblast_S1_aphi_rep2.RRBS



Mouse_blood_erythroblast_S1_ctrl_rep1.RRBS



Mouse_blood_erythroblast_S1_ctrl_rep2.RRBS

