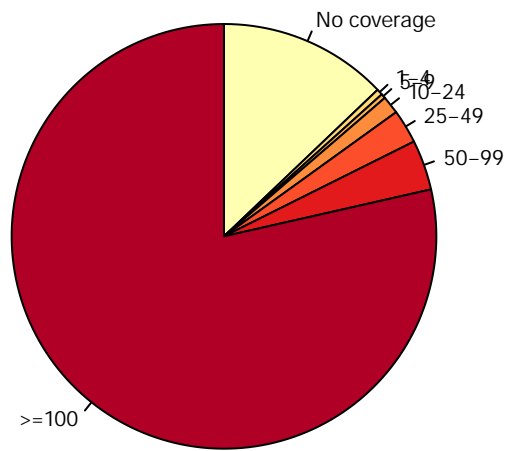
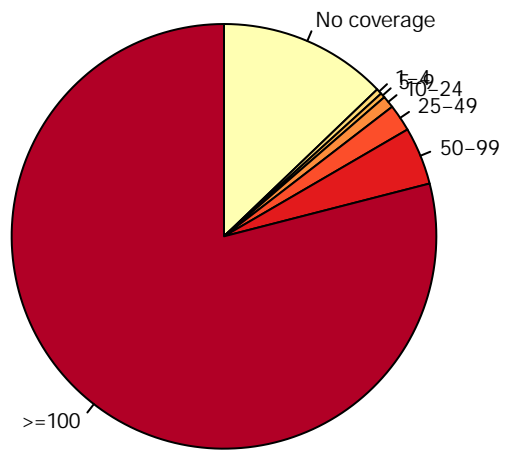


BonaFide_CGI (#regions: 27458) - Measurement Coverage
#measurements, region: 34371760, total: 56942237



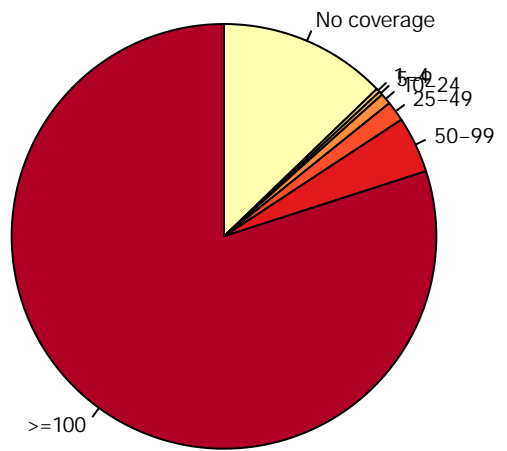
Mouse_blood_erythroblast_S0_rep1.RRBS

BonaFide_CGI (#regions: 27458) - Measurement Coverage
#measurements, region: 29877732, total: 51472827



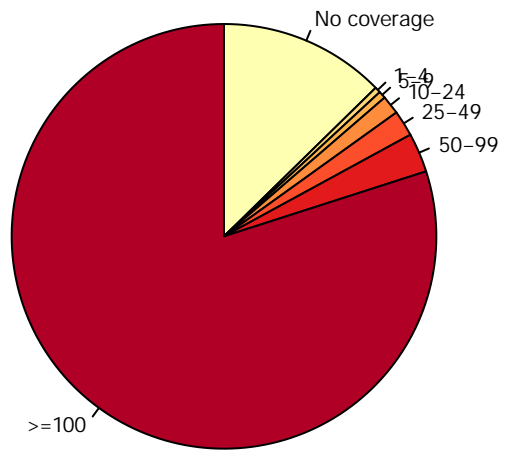
Mouse_blood_erythroblast_S1_rep2.RRBS

BonaFide_CGI (#regions: 27458) - Measurement Coverage
#measurements, region: 28208587, total: 52659094



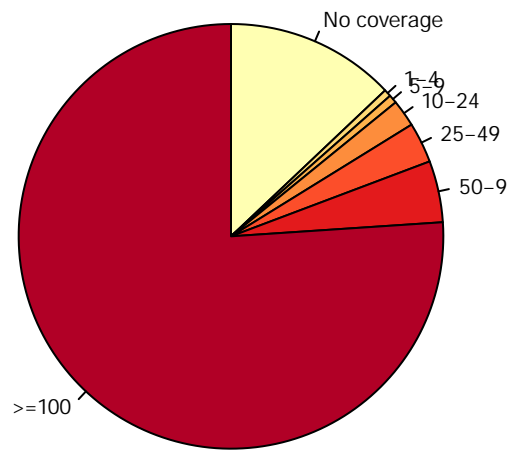
Mouse_blood_erythroblast_S45_rep1.RRBS

BonaFide_CGI (#regions: 27458) - Measurement Coverage
#measurements, region: 37925136, total: 67935007



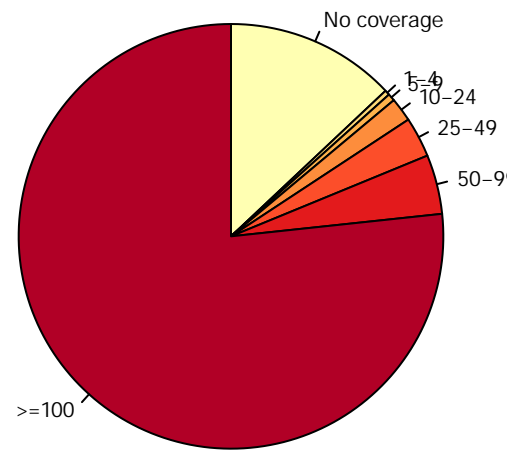
Mouse_blood_erythroblast_S1_aphi_rep2.RRBS

BonaFide_CGI (#regions: 27458) - Measurement Coverage
#measurements, region: 27317678, total: 46408285



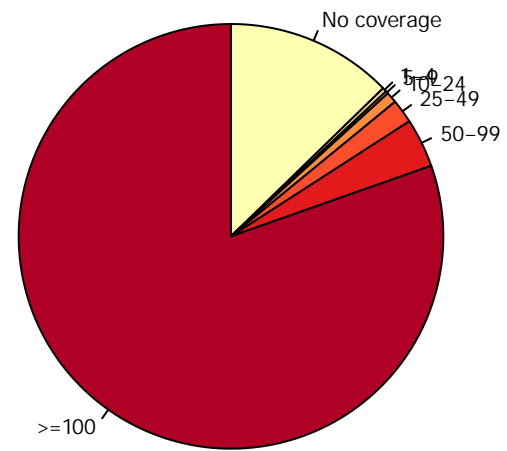
Mouse_blood_erythroblast_S0_rep2.RRBS

BonaFide_CGI (#regions: 27458) - Measurement Coverage
#measurements, region: 24548840, total: 43809780



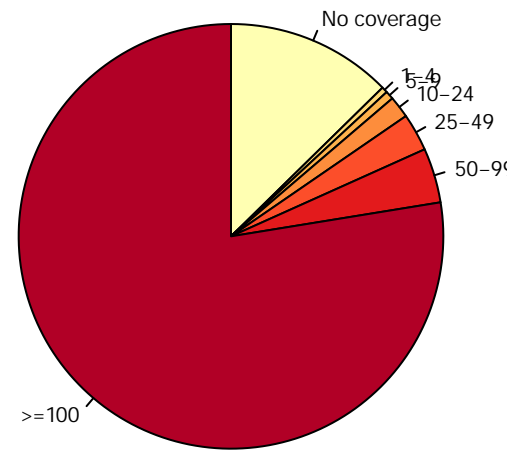
Mouse_blood_erythroblast_S3_rep1.RRBS

BonaFide_CGI (#regions: 27458) - Measurement Coverage
#measurements, region: 36543363, total: 69154331



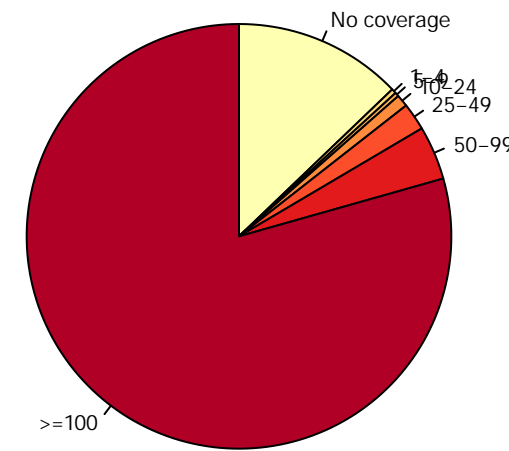
Mouse_blood_erythroblast_S45_rep2.RRBS

BonaFide_CGI (#regions: 27458) - Measurement Coverage
#measurements, region: 27189309, total: 50959950



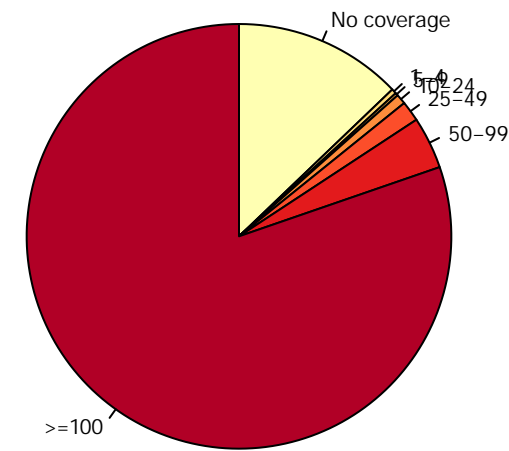
Mouse_blood_erythroblast_S1_ctrl_rep1.RRBS

BonaFide_CGI (#regions: 27458) - Measurement Coverage
#measurements, region: 31755494, total: 54588787



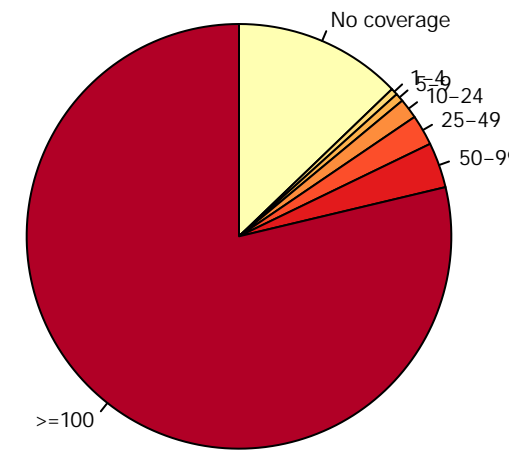
Mouse_blood_erythroblast_S1_rep1.RRBS

BonaFide_CGI (#regions: 27458) - Measurement Coverage
#measurements, region: 36706845, total: 64958483



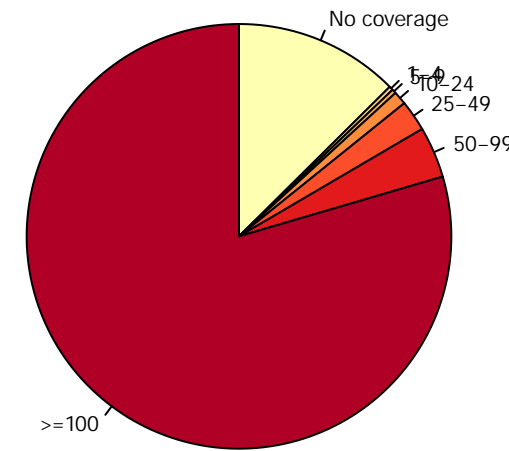
Mouse_blood_erythroblast_S3_rep2.RRBS

BonaFide_CGI (#regions: 27458) - Measurement Coverage
#measurements, region: 35741991, total: 61776385



Mouse_blood_erythroblast_S1_aphi_rep1.RRBS

BonaFide_CGI (#regions: 27458) - Measurement Coverage
#measurements, region: 30656262, total: 58365752



Mouse_blood_erythroblast_S1_ctrl_rep2.RRBS

