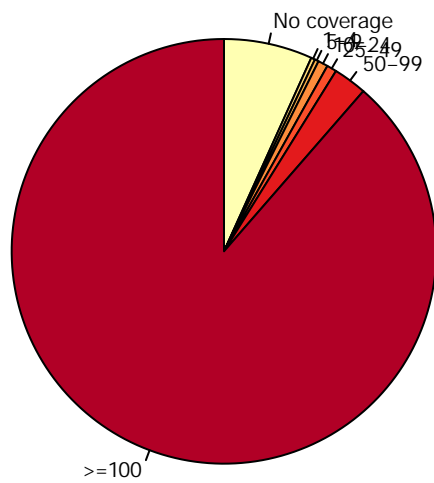
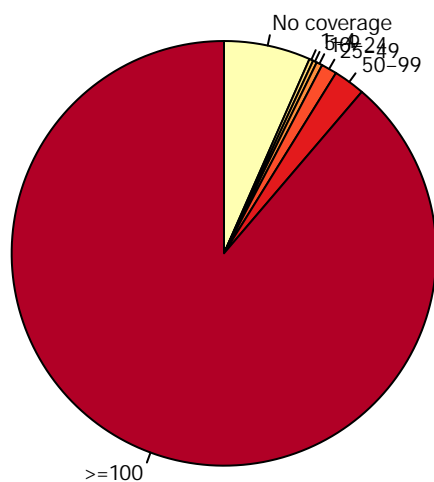


CancerGene_Promoter (#regions: 667) - Measurement Coverage
#measurements, region: 1590579, total: 56942237



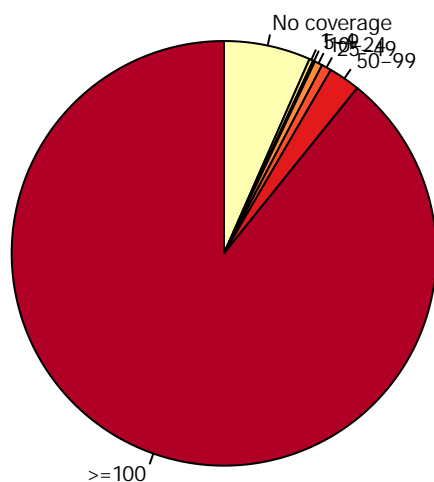
Mouse_blood_erythroblast_S0_rep1.RRBS

CancerGene_Promoter (#regions: 667) - Measurement Coverage
#measurements, region: 1332309, total: 51472827



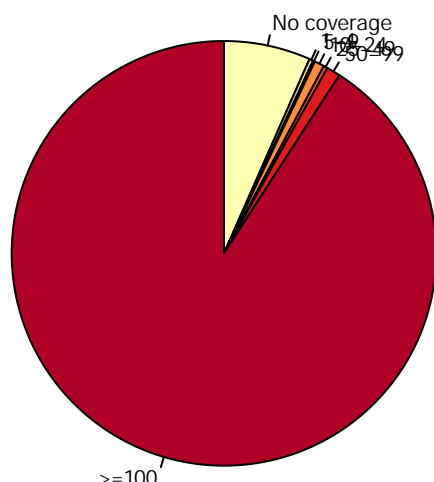
Mouse_blood_erythroblast_S1_rep2.RRBS

CancerGene_Promoter (#regions: 667) - Measurement Coverage
#measurements, region: 1235298, total: 52659094



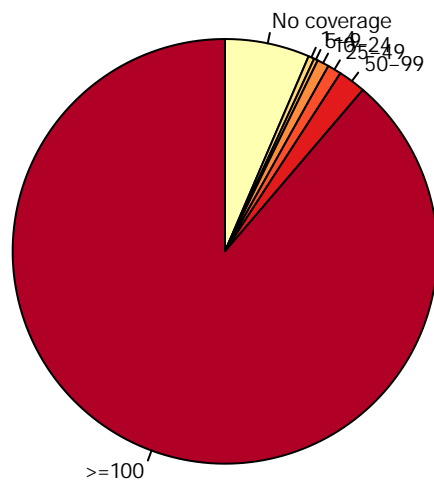
Mouse_blood_erythroblast_S45_rep1.RRBS

CancerGene_Promoter (#regions: 667) - Measurement Coverage
#measurements, region: 1753334, total: 67935007



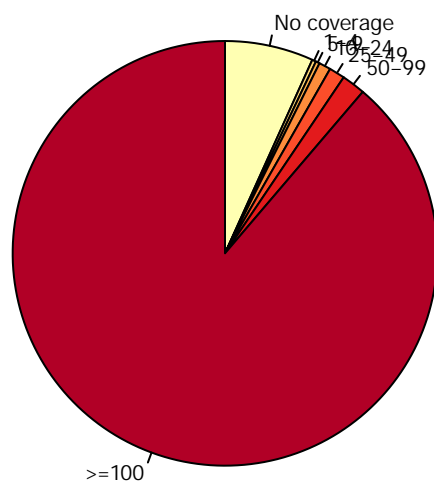
Mouse_blood_erythroblast_S1_aphi_rep2.RRBS

CancerGene_Promoter (#regions: 667) - Measurement Coverage
#measurements, region: 1272119, total: 46408285



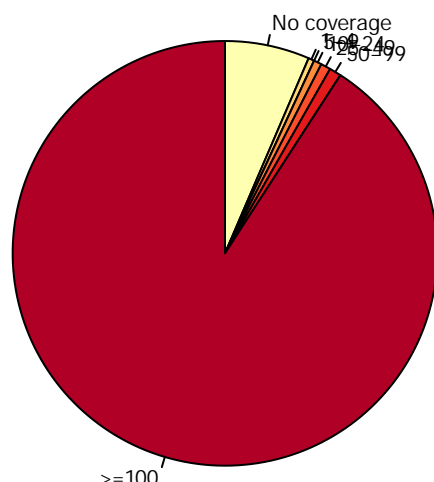
Mouse_blood_erythroblast_S0_rep2.RRBS

CancerGene_Promoter (#regions: 667) - Measurement Coverage
#measurements, region: 1113146, total: 43809780



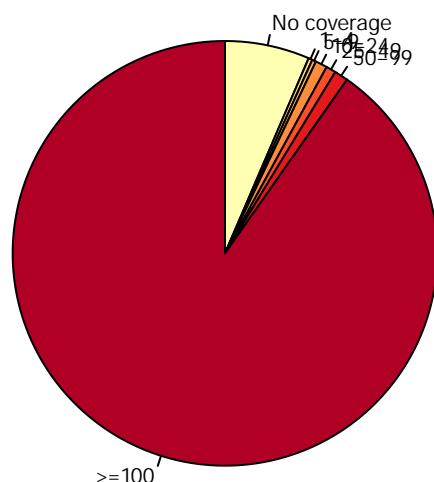
Mouse_blood_erythroblast_S3_rep1.RRBS

CancerGene_Promoter (#regions: 667) - Measurement Coverage
#measurements, region: 1630949, total: 69154331



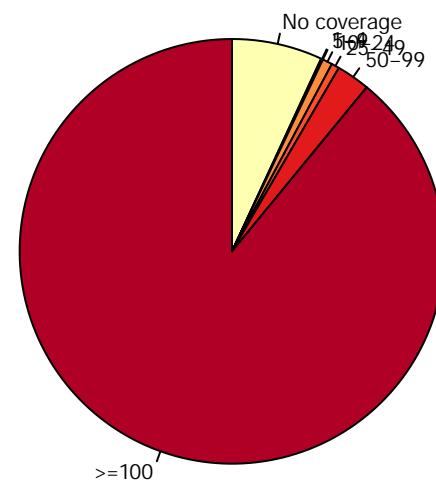
Mouse_blood_erythroblast_S45_rep2.RRBS

CancerGene_Promoter (#regions: 667) - Measurement Coverage
#measurements, region: 1294509, total: 50959950



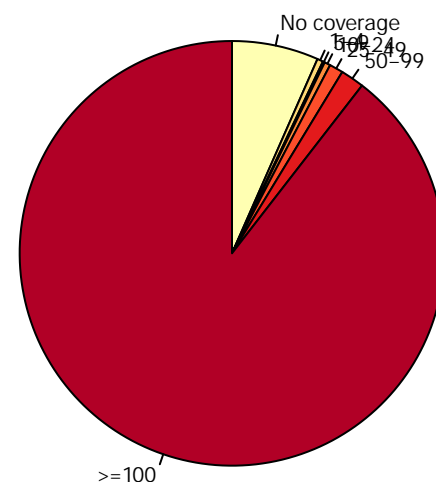
Mouse_blood_erythroblast_S1_ctrl_rep1.RRBS

CancerGene_Promoter (#regions: 667) - Measurement Coverage
#measurements, region: 1438075, total: 54588787



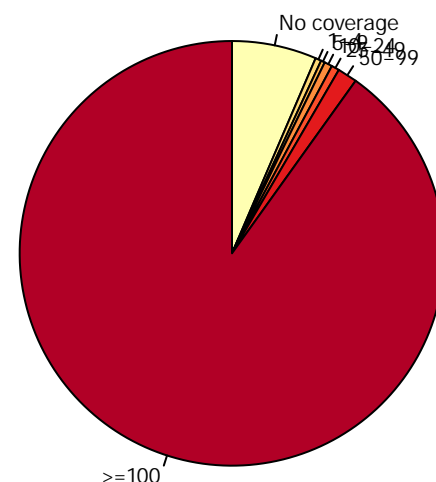
Mouse_blood_erythroblast_S1_rep1.RRBS

CancerGene_Promoter (#regions: 667) - Measurement Coverage
#measurements, region: 1642055, total: 64958483



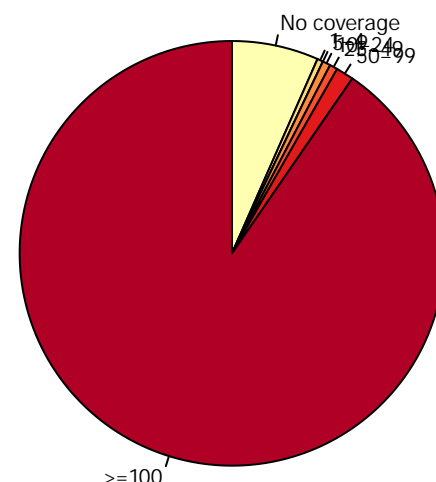
Mouse_blood_erythroblast_S3_rep2.RRBS

CancerGene_Promoter (#regions: 667) - Measurement Coverage
#measurements, region: 1696805, total: 61776385



Mouse_blood_erythroblast_S1_aphi_rep1.RRBS

CancerGene_Promoter (#regions: 667) - Measurement Coverage
#measurements, region: 1420883, total: 58365752



Mouse_blood_erythroblast_S1_ctrl_rep2.RRBS

